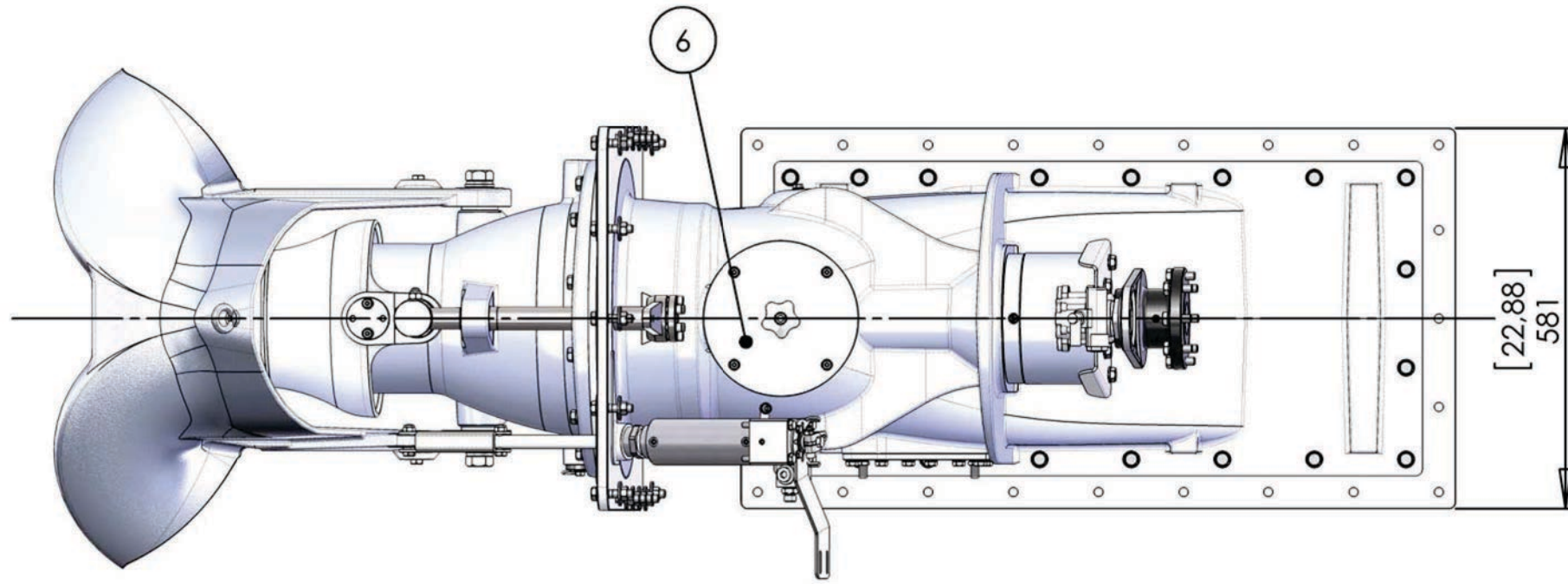
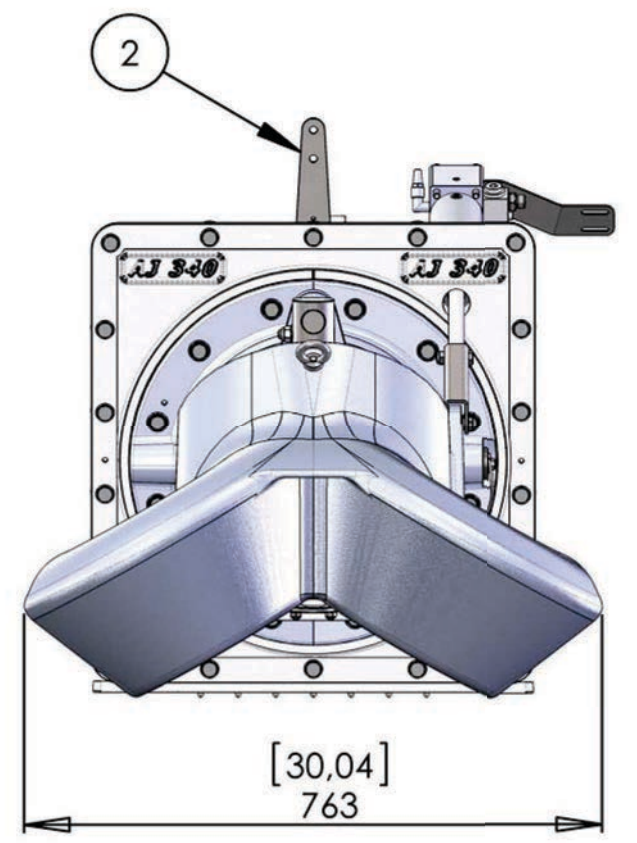
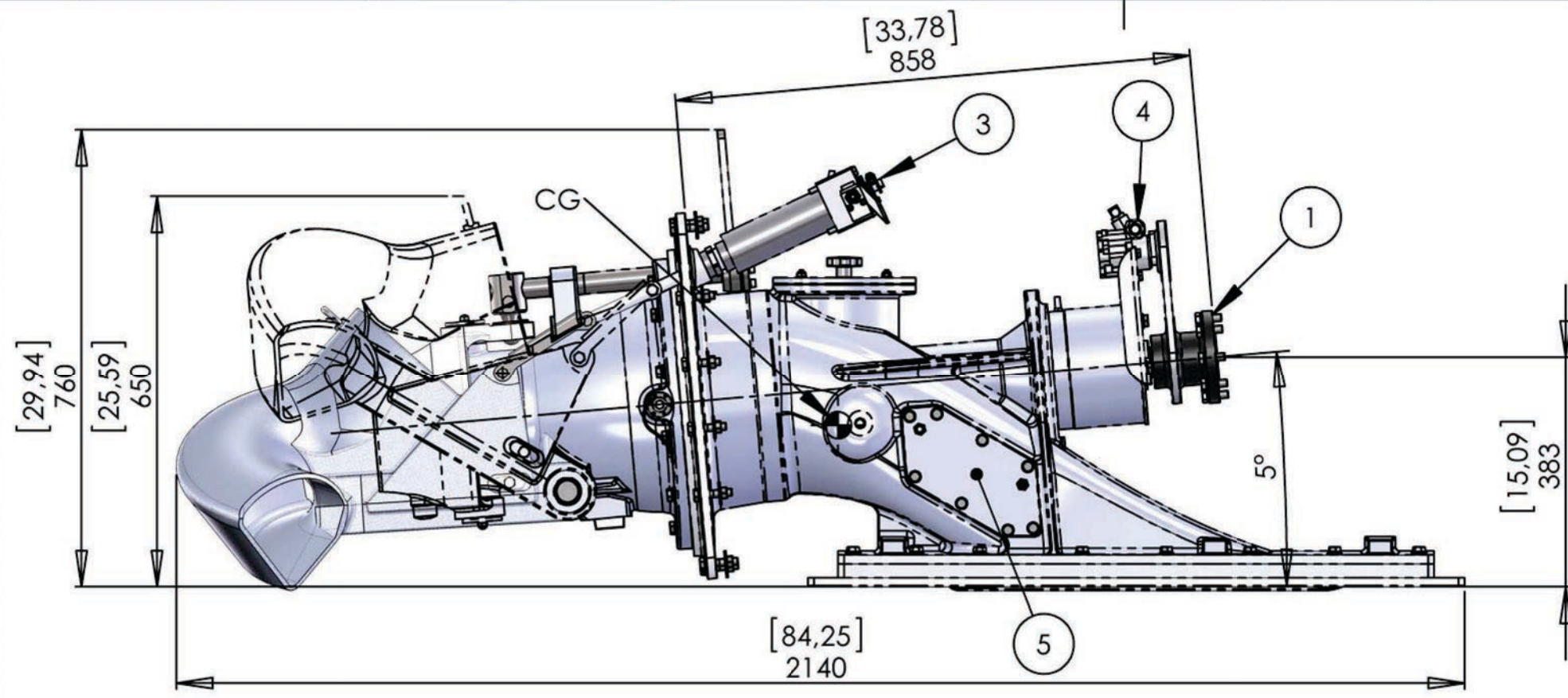


THE INFORMATION CONTAINED HEREIN IS CONFIDENTIAL AND PROPRIETARY TO ALAMARIN-JET OY AND IS NOT TO BE REPRODUCED, MODIFIED OR USED WITHOUT PRIOR PERMISSION OF ALAMARIN-JET OY OR ITS DULY AUTHORIZED REPRESENTATIVE. ALL RIGHTS RESERVED.



Technical data

Max. power	550kW/750 hp
Max . rpm	3300 1/s
Vessel displacement	7,5 t (single jet, planing)
Impeller diameter	335mm (13.2")
Unit weight	249kg (549lbs)
Entrained water*	67L (17.7gal)

*Volume inside the unit within the boat hull (loss of buoyancy)

Dimensions [inch]
mm

1. DIN-150 drive flange. Adapter plates available for different intermediate shaft configuration.
2. Steering lever to be connected to steering system. See installation manual for more information.
3. Integrated hydraulic cylinder for reverse deflector control. 33C cable connection.
4. Integrated hydraulic pump unit for reverse deflector cylinder.
5. Integrated oil cooler for reverse deflector hydraulic system.
6. Inspection hatch. Equipped with extension if below water line.

Work Tolerances: Machining SFS4011 (ISO2768) middle Welded structures SFS3393-B length and angles Form and orientation tolerances DIN8570BL3 - E castings SFS-ISO8062	Surface treatment	Surface area [m ²]	Mass [kg]	Designer
	Colour		249	Drawn
	ISO		Approved	
	Product code		Version	
	AJ 340		C	
Size A3		Scale 1:10	Page 1/5	

alamarin-jet

5° installation

AJ 340

C